



### CONTACT

**Michigan State University**  
Gabriel Santi  
Director of Communications  
Office of Admissions  
santigab@msu.edu  
TELEPHONE: (517) 432-6642




**MICHIGAN STATE  
UNIVERSITY**



**#BEASPARTAN**  
**BEASPARTAN.MSU.EDU**



**2015 REPORT  
ON THE  
FRESHMAN  
CLASS**



**MICHIGAN STATE  
UNIVERSITY**

### FRONT COVER, BY ROW:

Admissions representative Dan Seidman talks with prospective students in California  
Admissions representative Adam Davis snaps a selfie before a presentation at Port Huron Northern High School  
Admissions representative Romelia Widders meets with students in Brazil  
OA Student Ambassador Carly Blum gets a selfie with President Lou Anna K. Simon  
A family poses for a photo during a Green Carpet Day  
OA Student Ambassador Melissa Novak leads a walking tour during a Green & White Day  
Admissions representative Julie Sinclair promotes MSU in Malaysia  
**ABOVE:**  
Admissions representative Richard Aufderheide monitors tour progress at a Green & White Day

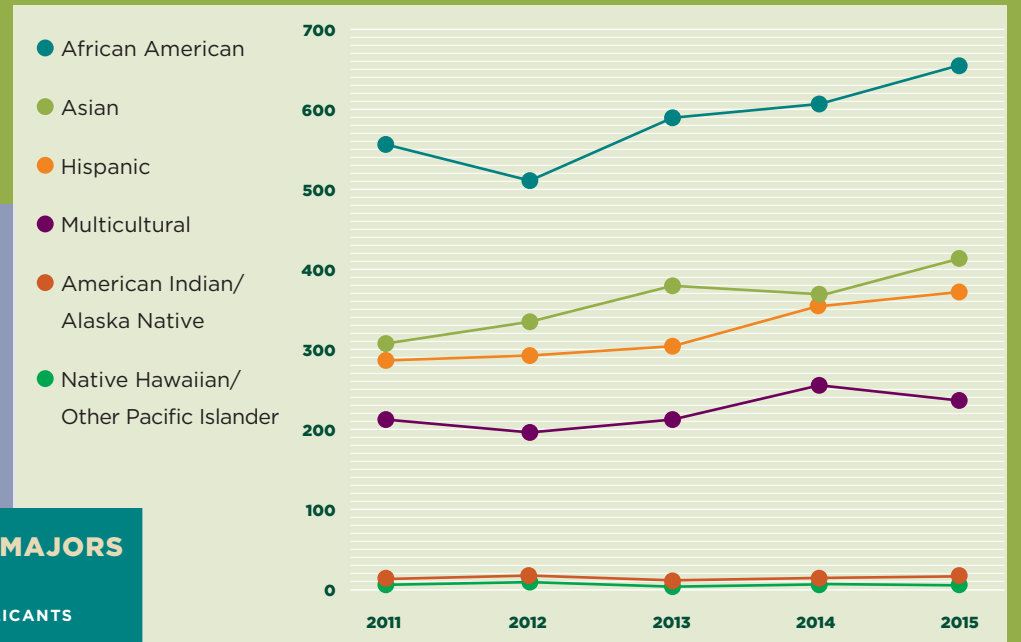


# 2015 FRESHMAN CLASS



## STUDENTS OF COLOR PERCENT OF DOMESTIC ENTERING CLASS

2011: **20.4%** 2012: **19.5%** 2013: **22.8%** 2014: **24.1%** 2015: **24.5%**



### FRESHMAN CLASS Fall only, 2015\*

APPLICATIONS: **35,303**  
ADMITS: **23,400**  
ENROLLEES: **7,929**

\*Does not include summer first-time undergraduates

### FRESHMAN ENTERING CLASS Fall 2015\*

TOTAL ENTERING CLASS: **7,967**

FRESHMAN ENROLLEES  
Michigan: **72.1%**  
Non-Michigan: **27.9%**  
Domestic: **15.1%**  
International: **12.8%**

Male: **46.5%**  
Female: **53.5%**

First generation students: **22.3%**



**AS AN INSTITUTION** that has been advancing the common good with uncommon will for more than 150 years, Michigan State University is no stranger to the value of teamwork. Working alongside our partners in Enrollment Services and across campus, the Office of Admissions is proud to present this year's report on the incoming freshman class outlining our collective achievements.

"It is amazing what you can accomplish if you do not care who gets the credit."

HARRY S. TRUMAN

The job of recruiting and enrolling each year's class of incoming Spartans is simply too grand to be accomplished by any one person, unit, or office. It can only be realized by doing what Spartans have been doing for more than 150 years - harnessing individual strengths for collective power to achieve extraordinary impact. It is through this process that we truly maximize our efforts and achieve amazing results.

The past recruitment year was filled with several notable accomplishments, including:

- A record number of applications for admission from prospective freshmen for the 6th consecutive year
- One of the most diverse entering classes in all of the Big Ten Conference
- The largest incoming cohort of Michigan students in the state and the largest number of domestic non-resident freshman students ever

I hope that you will find the rest of this year's report on the incoming freshman class enlightening. Please do not hesitate to let me know of any questions or suggestions.

Go Green!

James W. Cotter  
DIRECTOR OF ADMISSIONS

### TOP FEEDERS BY NUMBER OF APPLICATIONS SUBMITTED FOR FALL 2015

#### High Schools

1. Troy High School
2. Northville High School
3. Novi High School
4. Cass Technical High School
5. Seaholm High School
6. Stoney Creek High School (Rochester Hills)
7. Rochester Adams High School
8. Grosse Pointe South High School
9. Bloomfield Hills High School
10. West Bloomfield High School

#### States (NON-MICHIGAN)

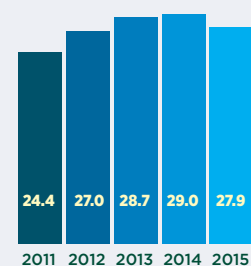
1. Illinois
2. California
3. New York
4. Ohio
5. New Jersey
6. Pennsylvania
7. Indiana
8. Texas
9. Florida
10. Massachusetts

#### Countries (NON-U.S.)

1. China
2. Republic of Korea
3. India
4. Nigeria
5. Kenya
6. Taiwan
7. Ghana
8. Saudi Arabia
9. Liberia
10. Zimbabwe

### RESIDENCY

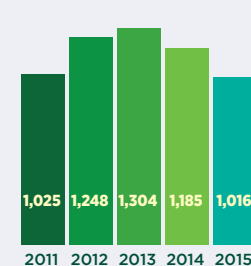
#### Total Non-Residents PERCENT OF ENTERING CLASS



#### Total Non-Residents NON-MICHIGAN DOMESTIC



#### NON-MICHIGAN INTERNATIONAL



### MOST POPULAR MAJORS

BY NUMBER OF FRESHMAN APPLICANTS

1. Business - Preference
2. No Preference
3. Lyman Briggs
4. Premedical
5. Prenursing
6. Mechanical Engineering
7. Computer Science
8. James Madison
9. Criminal Justice
10. (tie) Engineering - No Preference (tie) Psychology (B.A.)

### ACADEMIC PROFILE

(\*MIDDLE 50 PERCENTILE)

GPA: **3.48 - 3.92**  
ACT composite: **23 - 28**  
SAT combined: **1,030 - 1,210**

#BEASPARTAN



\*Entering Class includes 38 summer first-time undergraduates